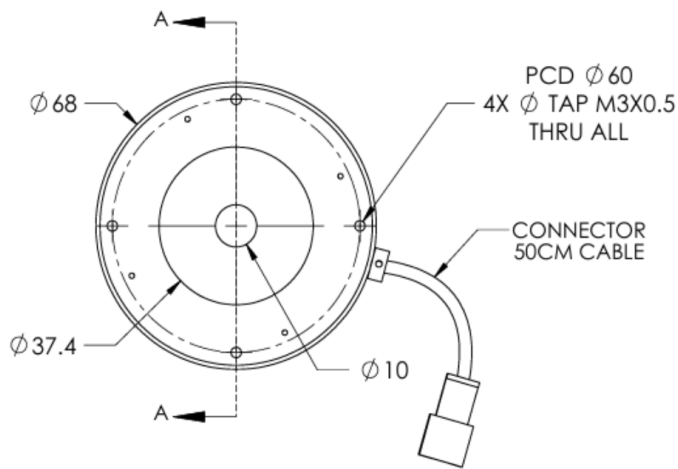
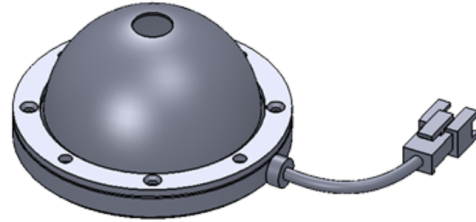
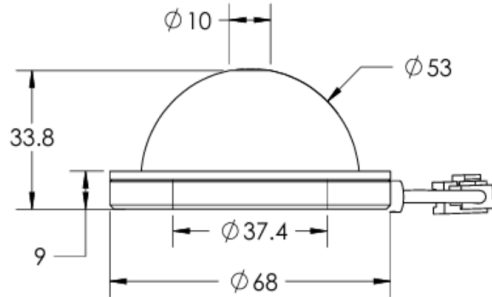


# ILLUMINATOR DATA

## LT5WRG050-00-1-B-24V

### Lighting Dimension



SECTION A-A

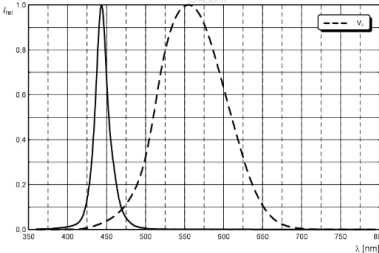


### Mechanical Information

Casing Material	Aluminium
Storage Temperature Range	0 - 45°C
Storage Humidity Range	20 - 85%
Weight	78g
Width / Inner Diameter	10mm
Length / Outer Diameter	68mm
Height / Thickness	33.8mm

# ILLUMINATOR DATA

## LT5WRG050-00-1-B-24V

Lighting Information			
LED Color	BLUE		
Wavelength	<div></div> <div>444 nm - 461 nm</div>		
Working Distance	20mm	30mm	50mm
Intensity (±15%)	67600lx	38900lx	16930lx
Illumination (Number of Row)	1		
Illumination Active Area	Active Outer Diameter	37.4	
	Active Inner Diameter	10	
Emission Angle	0°		
Eye Safety Class (IEC62471)	EXEMPT Products with sources, which do not pose any potential photobiological hazard even for the continuous and unrestricted exposure. Example: 8 hours of exposure poses no acute hazard to either eye or skin, and 10,000 seconds (2.8 hours) of the intent starting causes no blue light retinal hazard.		
Chromaticity Table For White Colour Only			

Electrical Information	
Rated Voltage	24V <sub>(Min)</sub> - 24V <sub>(Max)</sub>
Rated Current	315mA
Power Consumption	7.560W
Casing Temperature, After 60 minutes operation	60°C

Strobe Mode Specification		
*Normal Strobe Voltage	24V	
*Normal Strobe Current	315mA	
Overdrive Voltage Range	Min: 36V	Max: 48V
Overdrive Current Range	Min: 806mA	Max: 1297mA
Recommended Overdrive Voltage	36V	
**Max. Trigger Pulse Duration	10%	
**Max. Duty Cycle	10msec	

\*Normal strobe means the lighting is operated using the rated power. Overdrive means the power supplied to the lighting exceeded the rated power.

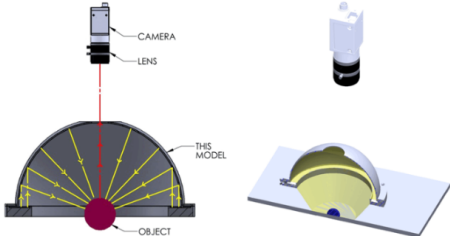
\*\*Overdrive condition must not exceed the max. trigger pulse duration and max. duty cycle.

# ILLUMINATOR DATA

## LT5WRG050-00-1-B-24V

Connection Information								
Connector Type	JST SMR-03V-B							
Cable Length	500mm							
Pin Configuration	Pin	Signal	Cable Color					
	1	24V	RED					
	2	-	-					
	3	GND	WHITE / BLACK					
	<div></div> <div><table><tr><td>PIN 1</td><td>24V</td></tr><tr><td>PIN 2</td><td>-</td></tr><tr><td>PIN 3</td><td>GND</td></tr></table></div>			PIN 1	24V	PIN 2	-	PIN 3
PIN 1	24V							
PIN 2	-							
PIN 3	GND							

Additional Information	
Additional Cooling Method	Attached to machine part for better heat dissipation
Intensity Controller Selection	LTIC series
CE Conformity	YES
RoHS Compliance	YES

Application	
Illumination Type	Indirect Dome Illumination
Application Use	<ul style="list-style-type: none"> <li>Cracks, Chips, Stains &amp; Marks on Circular or Cylindrical Objects Inspection</li> <li>Solder and Substrate Inspection</li> </ul> 

# ILLUMINATOR DATA

## LT5WRG050-00-1-B-24V

Lighting Pattern				
Working Distance	For further details, please contact us			
Display and Image	For further details, please contact us			
Data Results	Horizontal	Meas. (mm)	Vertical	Meas. (mm)
	90%	N.A.	90%	N.A.
	90%	N.A.	90%	N.A.
	80%	N.A.	80%	N.A.
	70%	N.A.	70%	N.A.
	60%	N.A.	60%	N.A.
	50%	N.A.	50%	N.A.
	40%	N.A.	40%	N.A.
	30%	N.A.	30%	N.A.
	20%	N.A.	20%	N.A.
	10%	N.A.	10%	N.A.